

# FERROVIAL ON THE STOCK MARKET

## CAPITALIZATION (M€)

**13,067**

## TOTAL SHAREHOLDER RETURN (TSR)\*


**-2.5%**  
2018

## CREDIT RATING

**BBB**

S&P AND FITCH


## SHAREHOLDER STRUCTURE



- FLOATING CAPITAL 59%
- BLACKROCK 3% ● FIDELITY 2%
- RIJN CAPITAL BV 20% ● MENOSMARES S.L.U. 8%
- SIEMPRELARA S.L.U. 5%
- SOZIANCOR S.L.U. 3%

SOURCE: CNMV (December 31, 2018)

## INSTITUTIONAL INVESTORS (%)

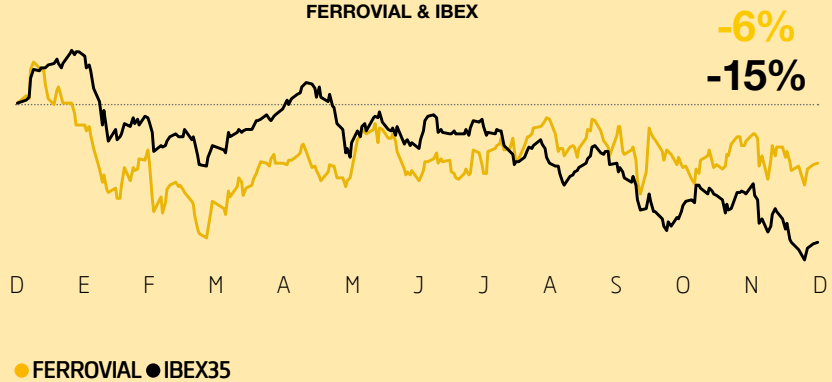


- NORTH AMERICA ● EUROPE (EX. SPAIN)
- UNITED KINGDOM AND IRELAND ● SPAIN
- REST OF THE WORLD

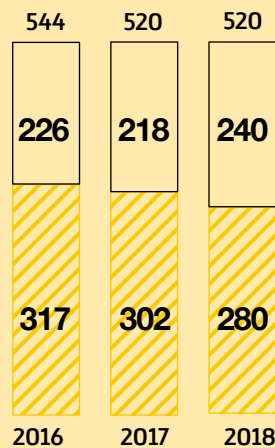
SOURCE: Ipreo (September 2018)

## SHARE PRICE EVOLUTION

FERROVIAL & IBEX



## SHAREHOLDER REMUNERATION (M€)



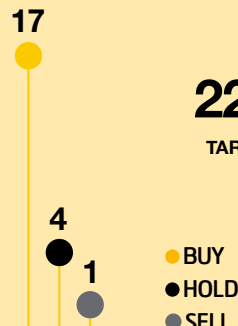
- SHARE BUYBACKS
- DIVIDEND

## HISTORICAL SHARE DATA

	2018	2017	2016
CLOSING PRICE (€)	17.7	18.9	17.0
MAX. (€)	19.8	20.8	20.7
MIN. (€)	16.2	16.8	16.0
VWAP (€)	17.9	18.6	18.2
AVERAGE DAILY CASH (M€)	27.4	33.1	57.9
AVERAGE DAILY VOLUME (M SH)	1.5	1.8	3.2
NUMBER OF SHARES (M SH)	738.5	732.3	732.5
CAPITALIZATION (M€)	13,067	13,858	12,450

## ANALYSTS' RECOMMENDATION

22 analysts covered Ferrovial at December 31. In 2018, BNP, City Group, Cheuvreux, Macquarie and Intermoney received coverage.



**22.01 €**  
TARGET PRICE

## CONTACT WITH THE MARKET

In 2018, the Investor and Shareholder Relations department held a total of 297 meetings, 9 roadshows and 7 seminars with over 480 investors

\* Total Shareholder Return (TSR): total increase/decrease in the share price during the period, plus other payments such as where the company purchases the share subscription rights delivered to shareholders.