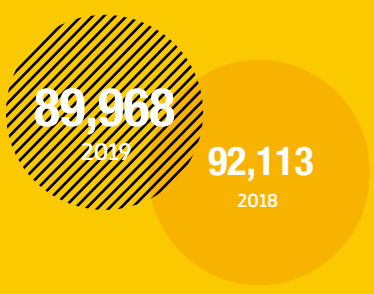


KEY FIGURES

MEMBER OF
Dow Jones Sustainability Indices
 In Collaboration with RobecoSAM

Ferrovial, the most sustainable company of the world in its sector.

WORKFORCE AT YEAR-END



CO₂ EMISSIONS
 scope 1&2 tCO₂ eq/M€

-59%
 in relative terms compared to 2009

CLICK

CEO Ignacio Madridejos. 2019 results.



BENEFICIARIES OF SOCIAL PROJECTS

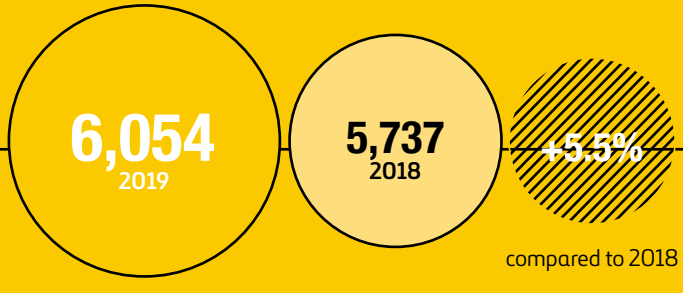
223,314

TOTAL TAXES (M€)*

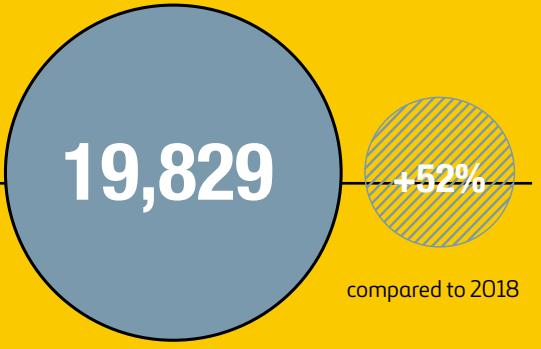
2,087

* Incurred, paid and collected in 2019 (Cash/Settlement)

REVENUES* (M€)



CAPITALIZATION (M€)



* Figures excluding Services, classified as discontinued activity.

OPERATION FLOW^(*) (M€)

(before taxes)

810

ex infrastructures

+43.7%

(*) Includes Services



NET CASH (M€)

1,631

ex infrastructures includes net cash from Services (158 M€)

FREQUENCY RATE⁽¹⁾

-15.6%
 compared to 2018

SEVERITY RATE⁽²⁾

-13.8%
 compared to 2018

(1) Year-on-year change in the ratio showing the number of accidents to have occurred during working hours and leading to medical leave, for every million hours worked. Does not include contractors.
 (2) Year-on-year change in the ratio showing the number of days lost as a result of occupational accidents for every thousand hours worked.